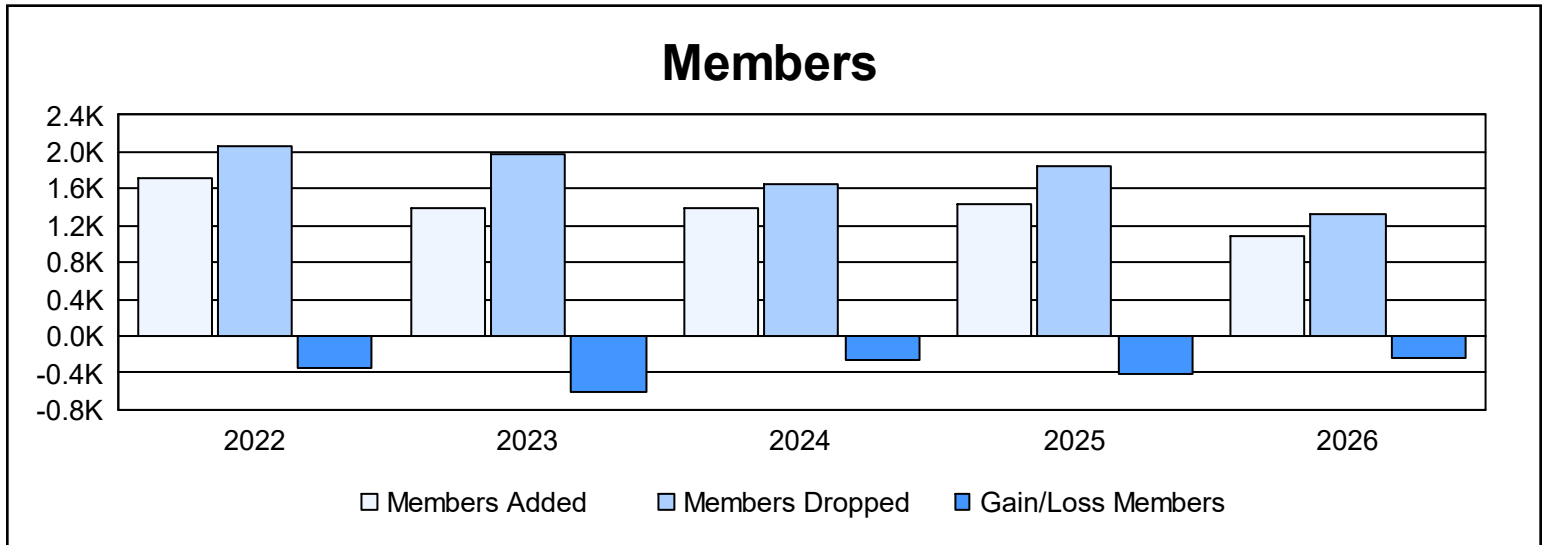
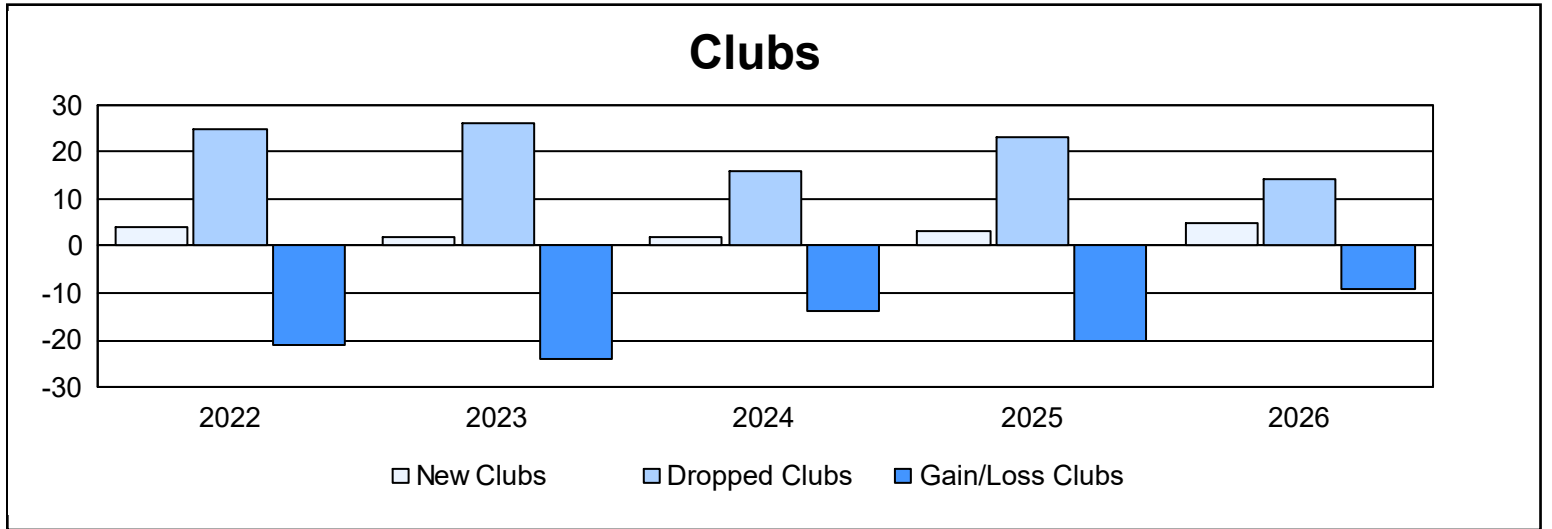
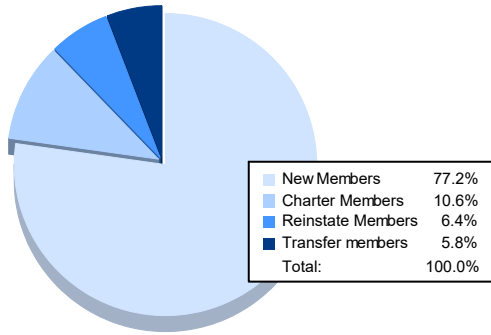


Year	New Clubs	Dropped Clubs	Gain/ Loss Clubs	New Members	Charter Members	Reinstate Members	Transfer Members	Total Member Added	Total Members Dropped	Gain/ Loss Members
2021-2022	4	25	-21	1,417	111	100	80	1,708	2,065	-357
2022-2023	2	26	-24	1,134	77	63	106	1,380	1,986	-606
2023-2024	2	16	-14	1,174	49	86	72	1,381	1,640	-259
2024-2025	3	23	-20	1,128	70	129	108	1,435	1,838	-403
2025-2026	5	14	-9	837	115	69	63	1,084	1,315	-231
Average	3	21	-18	1,138	84	89	86	1,398	1,769	-371



Membership Composition April 2026 Cumulative



Gender Composition April 2026 Cumulative

